



FOOTBALL MANAGER REVISITED 2015-16

MANAGER'S GUIDANCE NOTES

CONTENTS

| | | |
|----|---|--------------------|
| 1. | INTRODUCTION | 2 |
| 2. | GETTING STARTED | 3 |
| 3. | THE MAIN MENU | 4 |
| | 3.1 PLAYER STATISTICS | 4 |
| | 3.2 SELLING PLAYERS | 5 |
| | 3.3 CHECKING ON INJURED PLAYERS | 6 |
| | 3.4 LEAGUE FIXTURES DATABASE | 6 |
| | 3.5 YOUR RESULTS AND FIXTURES | 6 |
| | 3.6 LEAGUE TABLE AND GRAPH | 7 |
| | 3.7 IMPROVING TEAM MORALE | 8 |
| | 3.8 NEW TRAINING SCHEDULE | 9 |
| | 3.9 GAME STATUS | 10 |
| | 3.10 BANK LOAN TRANSACTIONS | 10 |
| | 3.11 FRIENDLY MATCHES | 11 |
| | 3.12 AWAY MATCH TRAVEL OPTIONS | 11 |
| | 3.13 ATTENDING DIRECTORS' MEETINGS | 12 |
| | 3.14 COMMUNITY / PUBLICITY WORK | 12 |
| | 3.15 CHANGING NAMES / SKILL LEVEL | 13 |
| | 3.16 QUITTING YOUR CLUB | 14 |
| 4. | MATCH DAY | 15 |
| | 4.1 PRE-SEASON | 15 |
| | 4.2 SCOUT REPORT | 17 |
| | 4.3 PLAYER SELECTION | 18 |
| | 4.4 THE MATCH | 20 |
| | 4.5 HALF TIME TEAM TALK | 21 |
| | 4.6 SUBSTITUTIONS | 21 |
| | 4.7 FINAL SCORE | 22 |
| | 4.8 CUP AND PLAY-OFF MATCHES | 22 |
| | 4.9 APPEALING RED CARDS | 23 |
| | 4.10 OTHER MATCHES & LEAGUE TABLE CALCULATION | 23 |
| | 4.11 MANAGER OF THE MONTH | 24 |
| 5. | WEEKLY FINANCES | 25 |
| 6. | BUYING PLAYERS | 26 |
| | 6.1 PLAYER EXCHANGES | 26 |
| | 6.2 PLAYER SCOUT | 27 |
| 7. | EXTRA NOTES | 28 |
| | 7.1 MEDIA QUESTIONS | 28 |
| | 7.2 FA FINES | 28 |
| | 7.3 RESERVE TEAMS | 29 |
| | 7.4 THE SACK | 29 |

1. INTRODUCTION

After developing Kevin Toms' Football Manager game for several years, I thought it was about time I gave all you budding Managers a bit of help in getting the best out of the game. After all, not everyone who plays Football Manager Revisited will have played the original Football Manager, and even if you did, there are so many additional features now that it can seem a little confusing at first.

These guidance notes are presented in a screen by screen format, but there's no need to read it all in one go; simply dip in and out as you please. They are written for the FMR 2015/16 edition, earlier versions of the game may not include all of the covered features and please bear in mind that players, clubs and stats vary from game to game so your screens may differ from the ones displayed in this guide.

One more thing - please don't take the game too seriously. It's only meant as a bit of fun and not intended to be totally realistic. For example, the money values are nothing like those in real life, there's a mix of the original player names from the 1982 game and current international players from the country you're managing in, the leagues don't always mirror their real-life counterparts (although I've tried to make them as close as possible within the limitations of the Spectrum) and there's far less matches in each season to prevent tedium creeping in, not to mention repetitive strain injury from constantly typing the number 99!

Have Fun!

Glen Anderson, 2015

2. GETTING STARTED

```
* FMR - COUNTRY SELECTION MENU *
NO COUNTRY CLUBS LEAGUES
1 Algeria 35
2 Argentina 42
3 Brazil 44
4 Chile 46
5 China 34
6 Denmark 26
7 England 82 4
8 France 62
9 Germany 59
10 Italy 44
11 Japan 68 4
12 Mexico 32
13 Netherlands 39
14 N. Ireland 40
15 Poland 56
16 Portugal 41
17 Saudi Arabia 33
18 Scotland 43
19 South Africa 34
20 South Korea 32
21 Spain 44
22 Sweden 34
23 Switzerland 38
24 Uruguay 42

Type the number of a country to
manage in, type R for a random
selection or 99 for more choice.

1 of 2
```

```
* FMR - COUNTRY SELECTION MENU *
NO COUNTRY CLUBS LEAGUES
13 Netherlands 39
14 N. Ireland 40
15 Poland 56
16 Portugal 41
17 Saudi Arabia 33
18 Scotland 43
19 South Africa 34
20 South Korea 32
21 Spain 44
22 Sweden 34
23 Switzerland 38
24 Uruguay 42

Type the number of a country to
manage in, type R for a random
selection or 99 for more choice.

2 of 2
```

After entering your name, you will be asked to select a country in which to manage a team, so enter a number between **1** and **24**. Typing **99** will switch between the two pages. If you can't decide, enter the letter **r** and the computer will select one at random for you. Don't worry about languages, its all in English. Note that the countries have varying numbers of leagues (divisions) between 2 and 4.

TIP: The game often suggests entering **99** to continue, simply pressing **Enter** also has the same effect.

```
There are 7 skill levels:
1 Beginner
2 Easy
3 Average
4 Quite Hard
5 Very Hard
6 Expert
7 Genius

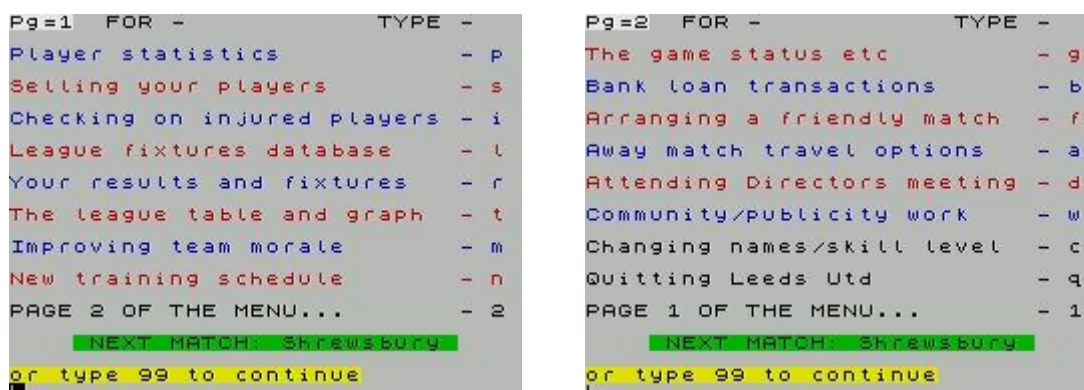
Select level (1-7):
```

Next, enter a skill level between **1** (easiest) and **7** (hardest). The main differences between the skill levels are the amount of money you get and the strength of the opposing teams but there are other more subtle differences too. Levels 1 and 2 are very easy but by level 5 its hard to win many matches.

Finally, select a club to manage. The clubs will be displayed one league at a time, but whichever club you select will be placed in the lowest league of the country to start with. As a new Manager, you have to start at the bottom and prove yourself! As with the country selection, the computer will select a club at random if you wish.

The game will take a little while to set up all the data for a new season, and when its finished the main menu will be displayed.

3. THE MAIN MENU



There are two pages to the main menu, and entering **1** or **2** will display the relevant page. The red and blue colours are for aesthetics only here, but the black items are game options as opposed to club manager options. The next opponent is also shown if its a league fixture.

TIP: As all the menu options have a different letter to access, you can select any of them from either menu page, regardless of which page is currently displayed.

3.1 PLAYER STATISTICS



This screen is for information only. Goalkeepers/defenders are always given squad numbers 1 to 16 and coloured black, midfielders have 17 to 32 in blue and numbers 33 to 48 in red are reserved for attackers. Please note that for the purposes of this game there is no distinction between goalkeepers and defenders. Alongside the position, squad number and player name there are the following statistics shown:

| COLUMN | DESCRIPTION |
|--------|---|
| LV | This is the skill level of the player, from 1 (worst) to 5 (best), relative to other players in the same league. To make the game more interesting, skill levels are randomised at the start of each season, so having a great team one year does not mean it will be as good the following year. |

| | |
|----|---|
| EN | Energy/fitness level, in the range 1 (exhausted) to 20 (super fit). This will normally drop a point each time a game is played and increase by 7 points if a player is rested (but this can be adjusted - see section 3.8). If he plays when his energy level is down to 1, the player becomes injured for the following match to ensure he is rested. |
| DI | Disciplinary Points. A player receives 1 disciplinary point for a booking and 5 for a sending off. Once 5 points is reached (i.e. 5 bookings or a sending off) the player is suspended for one match (subject to appeal, see section 4.9) and the disciplinary points are then reset to zero. |
| TR | This percentage is the Training Progress indicator. If extra training is operating (see section 3.8), then this figure may rise or fall. If it gets to 100%, then the player's skill level will go up a point providing that its not already 5. If the training progress drops below 0% then the skill level will drop a point if its higher than 1. Effectively, the training progress indicator is the fractional part of the skill level value. |
| PL | The number of matches played this season, including substitute appearances and cup games but excluding friendly matches. |
| GL | The number of goals scored this season, again excluding friendly matches. |

3.2 SELLING PLAYERS

```

P=picked, I=injured, S=suspended
NO NAME LV EN DI Val
0001 P.Parkes 14 0 0 £270000 P
0002 H.Martin 14 0 0 £195000 P
0003 R.Dsman 14 0 0 £60000 P
0004 L.Baines 14 0 0 £170000 P
0005 G.Cahill 14 0 0 £170000 P
0006 S.Hunt 10 0 4 £255000 P
0007 R.Barkley 10 0 4 £90000 P
0008 J.Hendrson 11 0 0 £100000 P
0009 C.Regis 10 0 0 £70000 P
0010 P.Withe 11 0 0 £115000 P
0011 P.Barnes 11 0 0 £200000 P
0012 W.Rooney 10 0 0 £250000 P
0013 T.Walcott 24 0 0 7 4 £110000 P

Norwich C offer £9499 for
C.Regis (he's worth £7000)

Do you accept? [ ]

```

This screen is similar to the Player Statistics screen, but shows the players' value and status in place of TR, PL and GL. Enter the player number you wish to sell and an offer will be made by another club. The offer may be higher or lower than the player's estimated value. If you reject the offer, you can try selling the same player again but there may not be any more offers for him this week, and if there are, they could be lower...

Note that you can't sell injured players or those that have only recently arrived and also that the transfer window closes after about 3/4 of the season.

TIP: Selling your best players (i.e. those with skill levels 4 or 5) will not go down well with the other players and fans alike. The team morale will drop.

3.3 CHECKING ON INJURED PLAYERS

```
+ MEDICAL TREATMENT ROOM +
PLAYER      OUT FOR
G.Cahill    0 weeks - Fit to play
T.Walcott    1 week

There is no visible reaction to
your visit.

Hit ENTER to continue
```

Visiting the Treatment Room to see how long injured players will be unavailable is for information only. The injured players may be happy to see you taking an interest in their wellbeing, but equally they may feel that you are checking up on them so morale could move either way, or not at all. Any morale change will only be slight.

3.4 LEAGUE FIXTURES DATABASE

```
** LEAGUE FIXTURES DATABASE **
Promotion L      Played: 0
Fixture set no. 1 of 15:
Basel----2      v      E Carouge
Koniz           v      Locarno
Neuchatel       v      Delemont
Rapperswil      v      Sion----2
Brühl           v      S Nyonnais
Old Boys        v      Tuggen
Zurich---2      v      YF Juventus
St Gallen2     v      Breitenrain

Use cursor keys to move between
fixture sets and ENTER to finish
```

This is where you can see who plays who each week of the season. Move between the sets of fixtures with the **cursor keys**. If the fixture set has already been played, the scores will be shown too. The database is for the league only, play-off and cup matches are not shown here.

3.5 YOUR RESULTS AND FIXTURES

Although your club's league results and fixtures are shown in the database option above, it can be handy to see your results and remaining fixtures all in one place, which is what this option shows. It also lists your club's cup results on the second page.

```

YOUR LEAGUE RESULTS & FIXTURES
Premier Lge.
1 Leeds Utd Brentford
2 Leeds Utd Leeds Utd
3 Leeds Utd Bournemouth
4 Man Utd Leeds Utd
5 Leeds Utd Barnet
6 Notts Co Leeds Utd
7 Notts Co Blackburn
8 Bolton W Plymouth A
9 Leeds Utd Leeds Utd
10 Sheff Utd Wigan Ath
11 Leeds Utd Leeds Utd
12 Orient Notts F
13 Leeds Utd Everton
14 Sheff Wed Leeds Utd
15 Sheff Wed Leeds Utd
16 Sheff Wed Stoke City
17 Sheff Wed Leeds Utd
18 MK Dons Leeds Utd
Hit ENTER to continue

```

The number of fixtures is determined by the league size - if there are 14 or more teams in the league, you play each team once, if there are 12 or 10 teams in the league you play each team twice. As with the database option above, this is for information only - you can't change the fixtures sequence.

3.6 LEAGUE TABLE AND GRAPH

```

Premier Lge.
TEAM P F A PTS FORM
1 Arsenal 13 30 14 32 wwww
2 Notts F 13 37 17 30 lwww
3 Leeds Utd 13 30 11 30 wlll
4 Bristol R 13 35 22 28 llww
5 Sheff Utd 13 32 27 27 lwll
6 Barnet 13 27 21 22 wlll
7 Plymouth A 13 21 14 21 dwwl
8 L Orient 13 27 27 19 wlwl
9 Man Utd 13 27 32 18 wllw
10 Brentford 13 14 18 16 wwdl
11 Sheff Wed 13 18 25 15 lwlw
12 Wigan Ath 13 13 20 15 wlll
13 Blackburn 13 20 21 14 lwll
14 MK Dons 13 18 23 14 lllw
15 Bolton W 13 16 26 14 dwww
16 Bournemouth 13 17 27 13 llll
17 Chelsea 13 14 21 12 dlww
18 Stoke City 13 8 13 11 lllw
19 Everton 13 12 23 7 dlld
20 Notts Co 13 9 22 5 wldl
Hit ENTER to continue

```

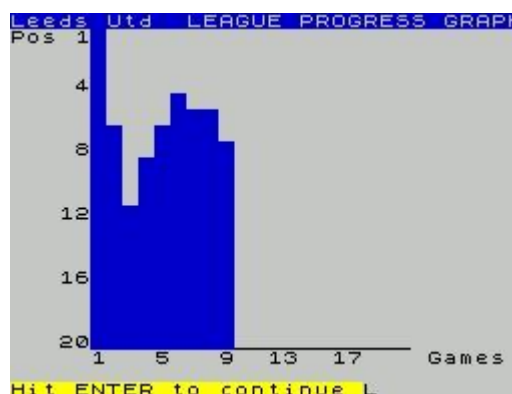
The league table is recalculated after each league match so it cannot be displayed before any fixtures have been played. The stats shown on it are:

| COLUMN | DESCRIPTION |
|--------|---|
| P | The number of league matches played. |
| F | The number of goals scored (goals For) |
| A | The number of goals conceded (goals Against) |
| PTS | The number of points obtained (3 points for a win, 1 point for a draw and no points for a defeat) |
| FORM | The results of each club's last four matches are shown as a form guide (the most recent match is furthest right). |

TIP: The morale value of the opposition is based on their league position and recent form.

Lines are drawn across to indicate promotion, play-off and relegation zones as appropriate for the particular league (there's only one play-off format - see section [4.8](#) for more information). Note that Reserve teams are excluded from promotions and playoffs, so the lines may not accurately indicate the affected teams in this case.

Pressing **ENTER** moves on to the progress graph:



The progress graph shows the league position of your club as each game is played and gives a visual picture of how the season is going.

3.7 IMPROVING TEAM MORALE



If you lose several matches in a row, the players' morale will become low and this will make it more difficult to break the cycle and get back to winning ways. This is one of the toughest tasks that real football managers often face and within FMR there are three options available. Two of them cost money, so if funds are low too you've big problems!

The first option is to throw a party. This generally cheers the team up but comes with a hefty price tag. Furthermore, the positive impact is less each time a party is organised as the novelty factor wears off, so don't rely on this option too often.

TIP: More than two parties in a season is just throwing money away as the morale increase from a 3rd party would be tiny.

Fitness training is never very popular with players, so giving them the afternoon off will certainly raise their spirits. Its also free, but the flipside is that without the training their energy/fitness levels will suffer a bit.

Lastly, you can offer a win bonus to hopefully increase the team's performance. This doesn't directly lift the morale level, but increases the chance of winning the next game and winning raises morale. Each time the win bonus is offered (whether its actually paid or not) it doubles, up to a maximum of 800% - and you don't want to be paying that too often! The estimated cost is if you play the players that are currently selected.

3.8 NEW TRAINING SCHEDULE

```
** WEEKLY TRAINING SCHEDULE **
Please set the training levels.
Use the cursor keys to highlight
and adjust, and ENTER to finish.

15% for each area is normal with
no cost (the remaining 40% is
rest time). High levels incur a
cost and may impact on the team
morale, but get quicker results.

Energy          - 20% +
Defence         - 15% +
Midfield        - 10% +
Attack          - 20% +
Cost per week   £800
```

The standard training plan covers 60% of players' time through the week, 15% each on energy, defence, midfield and attack skills (the remaining 40% being rest time). At this level, skills are maintained but not increased, and energy is lost at 1 point per game. The cost at this level is included within your Assistant's normal wages and so there is no additional 'Cost per week'.

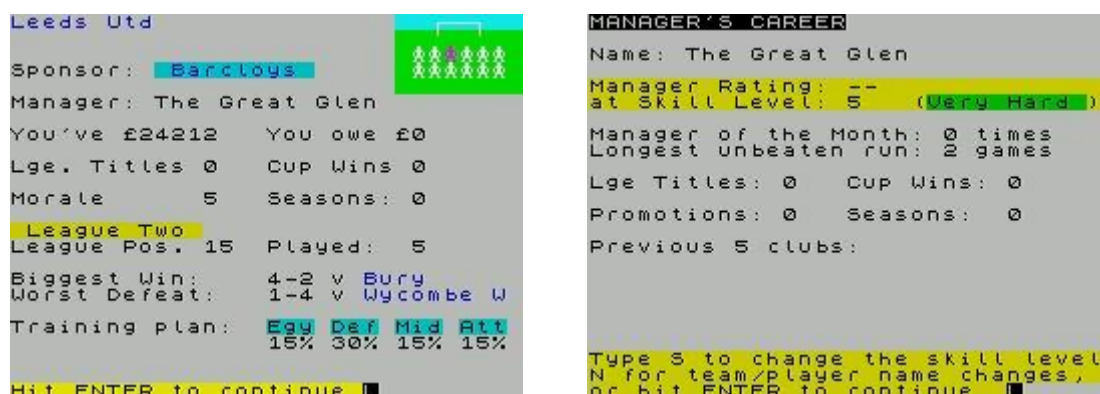
Each of the four training areas can be increased or decreased by moving the **cursor up** and **down** to highlight it and then **left** or **right** to adjust. If the total time gets higher than 60% then your Assistant will start claiming overtime, hence the cost.

Nobody likes being worked too hard of course, so if the total time gets past 80% this will probably have a detrimental impact on team morale. Conversely, less than 40% may increase morale, but skills and/or energy would be suffering at this low level.

TIP: 30% or more on energy training prevents any loss after a game.

TIP: 30% or more on a skill training would move the Training Progress indicators up 10% every 3 weeks for all players in that position.

3.9 GAME STATUS



Another couple of screens for information. The first page relates to the time spent at your current club, and the second page is your whole management career.

Please note that the Manager Rating cannot be calculated until at least one complete season has been played. It is based on final league position, cup run, financial state and the skill level operating. If two or more complete seasons have elapsed, then the Manager Rating will be weighted so that 80% of it reflects last season and 20% is from earlier season(s), as achievements in years gone by become less significant over time.

On the second page you have the option of changing the skill level or changing team or player names. See section [3.15](#) for more information on this.

3.10 BANK LOAN TRANSACTIONS

No screen shot here, as its straightforward and not very visual. You can borrow money up to your credit limit, which is dependent on which division your club is in:

| DIVISION | CREDIT LIMIT |
|-----------|--------------|
| Top level | 200,000 |
| 2nd level | 150,000 |
| 3rd level | 100,000 |
| 4th level | 50,000 |

The loan is flexible in that it can be added to or paid back at any time, but interest is charged at 1% PER WEEK on the outstanding balance.

Note that a loan is automatically generated without asking you if club funds become overdrawn, but you will be notified of this on the Weekly Finances screen (see section [5](#)).

3.11 FRIENDLY MATCHES

Up to 3 friendly matches are allowed per season, and they can be played at any time. There are some advantages and disadvantages of playing friendly games, as follows:

| ADVANTAGES | DISADVANTAGES |
|--|---|
| Likely to make a profit, particularly if playing a top team. | Players can become injured. |
| Players' training progress levels benefit for those that play. | Players can be booked or sent off. (These matches do not count as a suspended game) |
| Energy levels rise for rested players. | Energy levels drop slightly for those playing (at standard training settings) |

You must first, of course, find a team to play against. As a general rule, the bigger the club, the less likely they are to accept your request for a friendly, and also note that you cannot play against teams in your own division.

Once a team has accepted your request for a friendly, the match day proceeds like any other - see section [4](#) for details.

3.12 AWAY MATCH TRAVEL OPTIONS



At the start of each season, option 1 of the away match travel options is set as a default. Options 2 and 3 clearly cost more money but are more popular with the players and consequently increase their performance at away matches. There's never any guarantees in football however, so don't expect miracles, but in an evenly matched game it might just give you the edge...

TIP: Stick with the cheapest option unless your club's loaded, as the benefits on the field are pretty small.

3.13 ATTENDING DIRECTORS' MEETINGS

```
*** DIRECTORS' BOARD MEETING ***
Welcome to this Directors' Board
meeting The Great Glen.
Please take a seat.

Today's agenda includes:

1 Finance
2 Team performance
3 Publicity

Hit ENTER to continue
```

Why would you want to attend a directors' meeting? Well, if your team's doing well some praise from the top is nice, but the main reason is if you're desperately low on cash they may choose to invest some more into the club. Please note that they will only invest money once per season, so there's no point in going back every week once you've got some! Don't expect millions, either!

The directors will comment on the finances, on the club's league position and sometimes on the amount of publicity work undertaken (see below).

3.14 COMMUNITY / PUBLICITY WORK

```
*** COMMUNITY/PUBLICITY WORK ***
These events increase popularity
(ie bigger gates) but can impact
on the players energy and morale
if they are too frequent.

1) Visit local hospital.
2) School football training day.
3) Roadshows in shopping centres
4) Post video selfies online.
0) Not this week.

SELECT OPTION 0-4:
```

Good community and publicity work off the pitch will increase the fanbase and therefore the gate receipts for the club. There are four options available and they can be used more than once, although bear in mind that the effect is less each time the same option is used. Also be aware that these events may adversely affect the players' energy levels (as they will be missing a training session) and team morale, as many players are not keen on doing them - they may refuse to go sometimes if asked too frequently.

TIP: Each event can be used successfully twice per season, by the third time the fanbase increase is minimal and not worth any energy and/or morale hits.

3.15 CHANGING NAMES / SKILL LEVEL

This menu option covers three distinct game options, and is also available after the Game Status pages have been displayed.

Skill level selection (available in case you're finding the current level too easy or hard) has already been covered in section [2](#) so no need to cover it again here.

If you type **N** for name changes, you will be asked if its team names you wish to change. If it isn't, type **N** again and see further below for player name changes, otherwise type **Y**.

TEAM NAME CHANGES:



You can change the names (and colours) of any team in your current country, and these changes will remain until you either (a) start a completely new game or (b) quit your club and choose to go back to the country selection screen.

Select the team you wish to change, and you will be firstly asked to enter the new team name - maximum length of 10 characters and it should start with a capital letter or a number. If you wish to enter a reserve team, the 10th character must be a number 2 and they must play in the lowest league or they won't be accepted. Please also note that there must be at least 8, possibly more, non-reserve teams in the lowest league so that promotions and play-offs can operate properly.

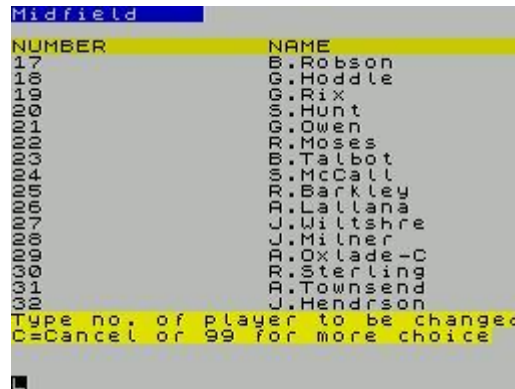
There are two colours assigned to each club, the text colour and the kit colour. They can be the same or be different, as they have different available colour ranges. The text colour is requested first, within the Spectrum colour range **0-4**. As the text is nearly always displayed on a white background, it would be difficult or impossible to read colours 5, 6 or 7 so these colours are not available.

Next, select the kit colour for the team. This time the range is any Spectrum colour except green for obvious reasons. Sadly, the Spectrum doesn't have orange, so teams playing in orange have been given yellow kits by default.

TIP: Best to avoid colour **5** (cyan) for kits, as its difficult to see this colour on the green pitch.

Finally, you will be asked to input the team number of the team's local rivals. This is for identifying local derby games, so please don't select a team from the other side of the country! The game uses a sort of 'post code' system and once you've entered a rival's number it will find any others with a similar 'post code'. If the team doesn't have any local rivals, then type **N**.

PLAYER NAME CHANGES:



| NUMBER | NAME |
|--------|--------------|
| 17 | B.Robson |
| 18 | G.Hodde |
| 19 | G.Rix |
| 20 | G.Hunt |
| 21 | G.Owen |
| 22 | D.Moses |
| 23 | D.Talbot |
| 24 | D.McCall |
| 25 | D.Barkley |
| 26 | D.Lallana |
| 27 | L.Wiltshre |
| 28 | L.Milner |
| 29 | D.Oxlade - C |
| 30 | D.Sterling |
| 31 | D.Townsend |
| 32 | L.Henderson |

Type no. of player to be changed
C=Cancel or 99 for more choice

This is quite straightforward. There are 16 players for each of the 3 positional areas and any of the names can be changed. As with team names, they are limited to 10 characters long. The usual format is first initial, a dot then family name of up to 8 characters, but its not a fixed rule. The game is likely to complain if the 1st character isn't a letter, but its free text after that.

As with team name changes, they will remain until you either (a) start a completely new game or (b) quit your club and choose to go back to the country selection screen.

3.16 QUITTING YOUR CLUB

You can resign from your club at any time, but be aware that if you do so a new season will start, as unlike real football its not possible to change clubs mid-season.

You get the option of staying in the same country with the league sets, team names and player names remaining as they currently are, or going back to the country selection screen which will reset everything except your name and Manager's Career stats (as found on page 2 of the Game Status screen). The choice is yours.


```
+++ PRIVATE HEALTH TREATMENT +++
A high quality health provider
is offering to treat all players
injuries, reducing recovery time
- for a season fee of £27000

You've £80000    You owe £0

Do you accept this offer (y/n)?
█
```

There is now an offer from a private health care provider. Taking up this offer will reduce the number of games that players miss through injuries (but this has no impact on the actual number of injuries occurring), which is great but it has a fairly hefty price tag. Take it or leave it.

TIP: Don't bother with the private health care unless your club has lots of money and/or is in the top division, as the cost is hard to justify otherwise.

```
*** PRE-SEASON TRAINING CAMP ***
A training camp is available to
improve players skills & energy.

1) Send all the squad.
   (13 players), Cost £35000
2) Send only players with skill
   levels less than 3.
   (5 players), Cost £15000
0) No training camp.

You've £90000    You owe £0

L
```

The pre-season training camp is next. You can send the whole squad, just the players with a skill level of less than 3, or none at all. Depending on how many players are included in option 2 will determine which is the better value, but then again not everything is about money.

TIP: Definitely worth doing as both energy and the training progress levels will increase for those players attending. Some players may even move up to their next skill level.

After a report back on how well (or not) the season ticket sales have gone, its time to get ready for the match!

Here we go...!

4.2 SCOUT REPORT

```
Scout report:
                Leeds Utd   Southend U
Energy           14         13
Morale           13         11
Defence          13         10
Midfield         11         10
Attack           15         14

PLAYERS PICKED = 11
Formation:       3-3-4
Playing Style:   3 - Balanced
Commitment:     7 - Natural

Type c to change the team,
Type 1-5 for playing style,
Type 6-9 for commitment level,
OR type 99 to continue
```

This section also covers playing style and commitment level too. After the information screen about the forthcoming match, you are presented with the Scout Report screen. Your currently selected squad is compared against the opposition with 5 different attributes. These attribute scores have a minimum value of 1 point and a maximum of 20 points, and they will ultimately influence how the match highlights will go.

ENERGY

The Energy rating is the total energy of all your picked players divided by 11. So if you have 11 players selected it represents the average energy level of your team. If you have less than 11 players picked then the value is less than the average score.

MORALE

Players don't have individual morale levels, this rating is a single figure for the team. It is usually around 13 at the start of the season and goes up if your team wins, stays the same after a draw and goes down following a defeat. It is also affected by other events during the week, such as transfers, the amount of training and so on. It cannot be altered at this point in time however.

DEFENCE, MIDFIELD & ATTACK

These are the total skill level scores of the players picked in the respective positions. For example if you have 3 midfielders picked with skill levels 2, 3 and 4 then the midfield score would be 9.

TIP: Its possible to have more than 20 points in a position if 5 or more players are picked there, but the maximum permitted score is still 20 points so any extra would be wasted.

TIP: Compare Energy, Morale and Midfield directly against the opposition, but remember that your defence will be against the opposition's attack and their defence against your attack.
Do not compare defence v defence or attack v attack.

This looks the same as the Selling Players screen except for the messages at the bottom. The important column here is the status column at the far right hand side, at the bottom of which you will see p= which is the total number of picked players. There is a key at the top of the screen to help with understanding players' statuses, but here's a bigger description:

| STATUS | DESCRIPTION |
|--------|---|
| | Not currently picked, but available for selection. |
| p | Currently picked to play. The p= underneath this column shows the total number of players picked to play. |
| i | The player is injured and cannot be picked. Note that players can become injured in training as well as in matches. |
| s | The player is suspended and cannot be picked. He was sent off in the previous match or has picked up 5 bookings. |

If there are 11 or less players picked, you are invited to add an available player to the team by entering their number. If the number of picked players becomes 12 then you are invited to remove one. Each time you add or remove players, their status is changed accordingly. Note that you cannot return to the Player Scout screen with more than 11 players picked, but you can with less than 11.

PLAYER REPOSITIONS

You are allowed to play one player out of position which can be useful if your team is weak in a particular area. Type r to use this facility, and you will be asked which player number to reposition and to which position. Entering his existing position effectively cancels the function. The player will be given a temporary number within the number range of the position selected for a single match only, and note that his Skill Level and Training Progress level will drop as shown in the table:

| GAME SKILL LEVEL | DROP WHEN REPOSITIONED | | INCREASE UPON RETURN TO ORIGINAL POSITION | |
|------------------|------------------------|-------------------|---|-------------------|
| | PLAYER SKILL LEVEL | TRAINING PROGRESS | PLAYER SKILL LEVEL | TRAINING PROGRESS |
| 1 | -1 | -10% | +1 | 0 |
| 2 | -1 | -10% | +1 | 0 |
| 3 | -1 | -20% | +1 | 0 |
| 4 | -1 | -20% | +1 | 0 |
| 5 | -1 | -30% | +1 | 0 |
| 6 | -1 | -30% | +1 | 0 |
| 7 | -1 | -40% | +1 | 0 |

If the Training Progress score falls below zero, then the Skill level will drop a further point. As shown in the table, players lose between 10% and 40% of Training Progress each time they play out of position, so use this option with care. It follows then that Skill Level 1 players cannot be repositioned at all and those at Skill Level 2 must have

a Training Progress of at least the percentages shown, otherwise they too would drop to Skill Level zero, which isn't allowed.

Entering **99** (providing that p=11 or less) will return you to the Scout Report screen.

4.4 THE MATCH

Entering **99** at the Scout Report screen will start the match, but be aware that the club will be fined if less than 11 players are picked, even if you've no more available.



You will be presented with a screen showing which way the teams will be playing in the first half - normally the home team plays from left to right in the first half and right to left for the away team. Whilst this screen is displayed there is an option to press the **SPACE** bar to skip the match highlights if you wish and go straight to the final score (You may need to press it more than once until the computer responds as its really busy at this time).



There can be up to 24 individual match highlights during a match and they usually but not always occur in pairs. The home team is always in their usual kit colour. The away team will be in theirs if its different from the home team and the pitch markings colours, otherwise they will be in black or white to avoid a clash. Goalkeepers will be in purple, yellow or blue, chosen by the computer to avoid kit clashes.

The match time is shown in the bottom right corner and the home team's sponsor is shown (if they have one) along with the crowd - home supporters at the left end of

the ground and away supporters at the right end. There are 3 crowd sizes, and the one you get will depend on which league level you and your opponents are in, whether its a local derby and/or a cup game etc.

Note that you can do nothing but watch during the match highlights until one of two things happen which are covered below...

4.5 HALF TIME TEAM TALK

```
HALF TIME TEAM TALK
Shrewsbury 0-2 Leeds Utd
1) Criticise team.
2) Motivate team.
3) Praise team.
4) Let Captain do the team talk.

ADJUST PLAYING STYLE:
5) Contain.
6) Push forward.

CHOOSE TALK(S):
OR type 99 to continue
```

There are four team talks available at half time and a further two options for adjusting the playing style (see section [4.2](#)) - only one style-change option will be available if the playing style was set to the minimum or maximum before the game. You can select a single option from either or both of the two groups as you wish, but its all optional. Selecting one of the main four talks may generate a positive or negative response from the players which will have an impact on the second half. Adjusting the playing style will increase or decrease the total number of 2nd half highlights for both teams as you would expect.

The teams change ends for the second half, so both teams will now be attacking in front of their own supporters who will react when a goal is scored.

TIP: As a general rule, criticise or motivate the team if they are not winning, and praise them if they are, but don't use the same option all the time as the players will get bored. As you've no idea what the Captain will say, this is a totally random option!

4.6 SUBSTITUTIONS

As you only see selected match highlights and individual players are not identified on-screen, there would be little point in offering tactical substitutions. However, if a player gets injured during the match, you are allowed to bring on a substitute.

After the notification that a substitution is required, you will be taken to the player selection screen to add a currently unpicked player to the team. If you haven't any more available players, just enter **99** to return to the match with 10 men. The

substitute will have an impact on the rest of the match in that his energy and skill level values will be added to the team in place of those of the injured player.

4.7 FINAL SCORE

```
*** FINAL SCORE ***
Leeds Utd 2   Everton  2
Scorers:
P.Crouch
G.Owen
Your carded players:
■ A.Martin
Gate receipts £29899
Hit ENTER to continue
```

Once the match has finished, the Final Score screen will be displayed. Your team's scorers will be shown (excluding penalty shootouts), along with any of your players receiving cards, and the gate receipts if your team is due any. You get gate receipts for home league games and home friendlies, and half the gate receipts for cup and play-off matches regardless of venue. No gate receipts for away league matches however.

4.8 CUP AND PLAY-OFF MATCHES

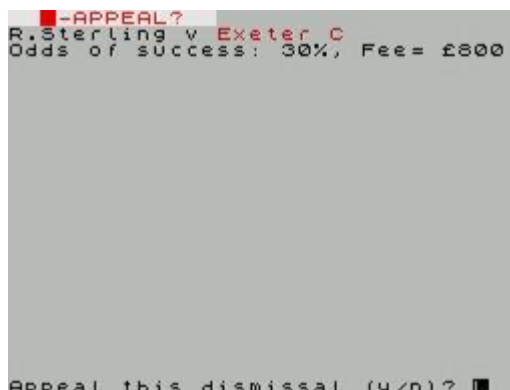
Whether there are cup replays and play-offs at the end of the season depends on which country you are managing in. If a cup replay is allowed, this will take place immediately without going back to the main menu as the extra fixture has to be squashed in before next week's league game.

If the replay is drawn, or replays aren't permitted, then cup/play-off rounds may go to extra time and if still level a penalty shootout. These follow the usual rules of 5 penalties to each team then sudden death if necessary. The penalty goals are simply added to the final score as there is no real benefit in taking memory space storing them separately. There's nothing the Manager can do but watch the drama unfold!

Please note that where play-off matches are featured, they always follow the same format, as the Spectrum has insufficient space to accommodate the various formats of play-offs around the world. The play-off format chosen (for simplification) is that the four teams under the automatic promotion places take part (i.e. no team from the league above) with the highest placed team at home to the lowest and the 2nd highest at home to the 3rd highest. Single games, decided on penalties if necessary, followed by a final between the winners at a neutral venue, again a single match.

4.9 APPEALING RED CARDS

You are allowed to appeal to the FA against the suspensions incurred by players getting sent off, as referees do get it wrong sometimes. Note that this does not apply to suspensions resulting from players collecting 5 bookings.



As the incidents are not actually shown in the match highlights, you will need some help in making a decision whether to appeal. This is provided by an estimate of how likely the appeal is to be successful. The range is between 10% and 50%, and there is a non-refundable fee to pay too to discourage over use of appeals.

Also note there is always the possibility that the incident was particularly bad and the FA may actually increase the suspension!

TIP: The likelihood of an increased suspension is always 15%, regardless of the success odds, so bear this in mind when deciding. I wouldn't bother appealing if the success odds are less than 40% for a top player and 50% for the rest, but your attitude to risk may be different!

The result of the appeal will be displayed before the next match.

4.10 OTHER MATCHES & LEAGUE TABLE CALCULATION

If you've played a league match, the other matches of that fixture set will be displayed as they come in. This is only for league games, other cup and play-off matches will not be shown.

After all the other results have come in, the league table will be calculated. This may take a while, particularly in large leagues and at the start of the season when many teams may be on the same number of points so goal difference, goals scored and even alphabetical club names may have to be taken into account.

See section [3.6](#) for more information on the league table.

4.11 MANAGER OF THE MONTH



This is awarded by the FA after every 4 league matches, based on the team with the best form that month, which is not necessarily the team at the top of the league. Congratulations if you win it, and the number of times you have won this award is shown on the Manager's Career page of the Game Status (see section [3.9](#)).

Sadly, there is no benefit to the club from you winning this award, it is a personal achievement only.

5. WEEKLY FINANCES

```
*** WEEKLY FINANCES ***
Wage Bill = £-4000
Ground rent = £-2000
Net player transfers = £-6000
Gate receipts = £6873
Coca Cola income = £1980
(full season)
Weekly Balance = £-3147
You've £82933 You owe £0
Hit ENTER to continue L
```

This screen shows the effect of all the money transactions during the week (and therefore can vary considerably from the one shown). Some transactions are listed in their own right, such as wages, player transfers, gate receipts and sponsorship income whilst others - the cost of a party for example, will come under a generic description of 'other expenditure'. Expenditure is shown in red, and income in black, and all the items when added together should equal the weekly balance.

The weekly balance is the main item of interest unless you're an accountant, this being how much the club has gained (if its black) or lost (if its a minus figure in red) during the week. The usual state of affairs (assuming no player transfers or other large activity) is to gain if a home match or cup match has been played and lose money on away matches.

Underneath the weekly balance is the current bank balance and how much is owed in loans. If the cash in the bank goes below zero, then there is an automatic overdraft loan triggered, which brings the bank balance back to zero and adds the amount that was needed to the loans total. If this is the case, the message will appear 'loan increased to pay bills'

See section [3.10](#) for more on loans and credit limits.

6. BUYING PLAYERS

Until the transfer window closes after about 3/4 of the season, you will be offered a player to buy at the end of the week.

```
*** Transfer Market ***
You've £97389   You owe £0
NO NAME      LV EN DI   VAL
47 A.Carroll  4  7  0   £22000
Type your bid in (£)
Type R to recruit a Player Scout
for the season.
OR type 99 to continue
L
```

If you would like to buy the player offered for sale, simply type in an offer. It can be less or more than his current value, it depends on how badly you want him! The club offering him for sale will either accept or reject your offer. If they reject it, his value will increase so a second bid will have to be higher!

You can of course enter **99** at any point if you're not interested and return to the main menu

There are a couple of other possibilities however; hiring a Player Scout (see section [6.2](#) below) and player exchanges.

6.1 PLAYER EXCHANGES

Sometimes (instead of scout options) a player exchange may be offered, with a cash settlement one way or the other depending on which player has the higher value:

```
*** Transfer Market ***
You've £51175   You owe £0
NO NAME      LV EN DI   VAL
11 J.Lescott  4  11  0   £22000
Type your bid in (£)
OR exchange him for A.Lennon
and we'll give you £7800.
(Type X to accept the exchange)
OR type 99 to continue
█
```

If the screen looks like the one here, you can still buy the player on offer as normal, or you can exchange him with the player they are interested in with the cash settlement as stated. Although you can't see the stats of your player on this screen, his position is shown in the usual colour scheme i.e. defenders in black, midfielders in blue and attackers in red. Entering **x** will accept the exchange.

TIP: Its a bit of a risk, but generally the exchange offers are pretty good value.

6.2 PLAYER SCOUT

HIRING A PLAYER SCOUT

Your club already has a Match Scout who watches and prepares the stats on the forthcoming opposition each week. This option is to hire a Player Scout who has a different role, he will try to find you extra quality players who wish to join your club. Entering **r** when prompted will bring up his contract demands screen:

```
PLAYER SCOUT
A Player Scout finds you extra
players, but costs €400 per week
plus 10% sales commission.

Hire Scout? (y/n) █
```

His wages depend on which league you are in but are not huge. They will have to be paid for the rest of the season though. What may cost a significant amount is the 10% commission fee he will charge for each player bought through his services. The players he will suggest will all be skill level 2 or higher.

USING THE SCOUT

If you decide to hire him, all the future transfer market screens will include an option to see what he has found, unless a player exchange is offered, (see [6.1](#) above).

```
*** Transfer Market ***

You've €372636 You owe €0

NO NAME          LV EN DI  VAL
█ 40 G.Shaw      5 13 0  €106000

Type your bid in (€)

Type R to see what your Player
Scout has found, if any.

OR type 99 to continue

█
```

Be aware that once you have decided to see what your Scout has found, you cannot go back to buy the player currently on offer, so make a decision on him first.

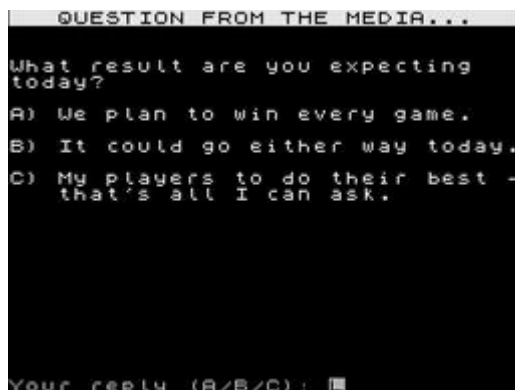
Your Scout may find you an alternative player to buy, or, on occasions, he may have found nothing. That's a risk you have to take with Scouts. If he has found an additional player, you can proceed with the sale as usual - the only difference will be a message warning you that the 10% commission fee will be added to your bid so there's no surprises (e.g. if you bid £20000 it will actually cost you £22000).

TIP: Do you hire a scout? If you have a weak team and can afford to buy some better players then go for it.

7. EXTRA NOTES

Here's a few extra notes which were not really covered in the sections above.

7.1 MEDIA QUESTIONS



The media may ask a question before and/or after a match. They may also ask a question at other times such as about player transfers or training or at the end of the season if you've done really well (or really badly!) There are always 3 possible answers to a question and choose your answer carefully as they can have a positive or negative effect on the fans and players alike.

7.2 FA FINES

The FA will fine your club if too many players are getting cards. The FA have a disciplinary code, and if the total disciplinary points of your players for the season reaches a stage of this code then the club gets a fine from the FA. The higher the stage, the bigger the fine. The number of points needed to reach each stage depends on the number of league fixtures in the season, so that teams in larger leagues are not disadvantaged:

| CODE STAGE | TOTAL DISCIPLINARY POINTS ACCUMULATED FOR A FINE |
|------------|--|
| 1 | No of league fixtures x 2 |
| 2 | No of league fixtures x 4 |
| 3 | No of league fixtures x 6 |

TIP: The commitment level influences the number of cards received by your players (see section [4.2](#)).

Fines are also imposed if you pick less than 11 players for a match (whether its by choice or not), and your club could get fined (and even get league points deducted) if there is any crowd trouble at your matches. This is rare, but it can happen.

7.3 RESERVE TEAMS

In some countries, reserve teams are allowed to compete provided that they are not in the same league as the respective 1st team. This is partly implemented in the game, as reserve teams (denoted by a number 2 as the tenth character of their name) are in the lowest league of the relevant countries and cannot get promoted. I say partly, because the parent team could in theory get relegated into the same league as their reserve team - its an issue that unfortunately couldn't be avoided within the limitations of the game. Note that you can't manage a reserve team.

7.4 THE SACK

It is possible to be sacked, which from the game's point of view is exactly the same as you quitting your club. The sacking possibilities are shown in the table below:

| CIRCUMSTANCES | OUTCOME |
|---|--|
| The club is in debt beyond its credit limit. | Certain sacking. |
| The club gets relegated from the lowest division. | Certain sacking. |
| The club gets relegated from a higher division. | The probability of being sacked increases with the skill level, from unlikely at skill level 1 to very likely at level 7 |
| A new owner takes over the club. | Sacking if your club is in the bottom third of the division and current form is not good. |